


Techniques for Using Watercolor and Color Media On the Go: Urban Sketching

Urban sketching is a popular and rewarding hobby that allows you to capture the beauty and energy of your surroundings in a portable and expressive way. Whether you're a seasoned artist or just starting out, learning how to use watercolor and color media on the go can greatly enhance your urban sketching experience.

Choosing the Right Materials

When it comes to urban sketching, portability is key. Look for watercolor sets and color media that are compact and easy to transport. Here's what to consider:



The Urban Sketching Handbook Working with Color: Techniques for Using Watercolor and Color Media on the Go (Urban Sketching Handbooks) by Shari Blaukopf

★★★★☆ 4.7 out of 5

Language : English
File size : 27149 KB
Text-to-Speech : Enabled
Screen Reader : Supported
Enhanced typesetting : Enabled
Print length : 112 pages



- **Watercolor Paints:** Opt for watercolor paints in tubes or pans. Tubes are more compact and can be squeezed out as needed, while pans

are less messy and can be easily mixed.

- **Watercolor Brushes:** Choose brushes that are small and versatile, such as a round brush for details and a flat brush for washes. Synthetic brushes are durable and easy to clean.
- **Color Media:** In addition to watercolor paints, you may want to experiment with other color media such as colored pencils, markers, or pens. These can add depth, contrast, and variation to your sketches.
- **Sketchbook:** Select a compact sketchbook with acid-free paper specifically designed for watercolor. Look for one with a spiral binding for easy access and portability.

Basic Techniques

Mastering a few basic techniques will help you create dynamic and expressive urban sketches:

- **Washes:** Apply a thin layer of diluted watercolor paint to create a background or establish a base color. Use a damp brush and gently stroke in one direction.
- **Glazing:** Apply multiple layers of transparent watercolor to create depth and richness. Allow each layer to dry before applying the next.
- **Dry Brush:** Use a slightly dry brush to create a textured effect. Dip the brush into the paint and then wipe it on a tissue to remove excess moisture.
- **Ink Linework:** Combine watercolor with ink linework to add detail and contrast. Use a fine-tipped pen or marker to outline subjects or draw shadows.

Composition and Perspective

When sketching urban scenes, pay attention to composition and perspective to create visually appealing and accurate drawings:

- **Composition:** Consider the placement of elements within your sketch. Use the rule of thirds or other compositional techniques to create a balanced and harmonious image.
- **Perspective:** Accurately depict the depth and spatial relationships in your subject. Use perspective lines and foreshortening to create the illusion of space.

On-Site Sketching Tips


Urban sketching on the go requires adaptability and a few specific tips:

- **Set Up Quickly:** Choose a comfortable spot and set up your materials efficiently to avoid wasting time.
- **Observe and Sketch:** Take a few moments to observe your subject before sketching. Pay attention to light, shadows, and the overall atmosphere.
- **Capture the Essence:** Don't try to draw every detail. Focus on capturing the essence of the scene and the emotions it evokes.
- **Be Patient:** Urban sketching takes time and practice. Don't get discouraged if your first sketches aren't perfect.


Examples and Inspiration

Here are a few examples of urban sketches created with watercolor and color media:





Using watercolor and color media on the go can transform your urban sketching adventures. By experimenting with different techniques and materials, you can capture the vibrant energy and unique character of your surroundings. So grab your sketchbook, some paints, and a sense of adventure, and let the city inspire your artistic journey.



The Urban Sketching Handbook Working with Color: Techniques for Using Watercolor and Color Media on the Go (Urban Sketching Handbooks) by Shari Blaukopf


★★★★☆ 4.7 out of 5

Language : English
File size : 27149 KB
Text-to-Speech : Enabled
Screen Reader : Supported
Enhanced typesetting : Enabled
Print length : 112 pages

FREE

DOWNLOAD E-BOOK





The View From My Ordinary Resilient Disabled Body

In a world where normalcy is often defined by narrow and exclusionary standards, I stand as a testament to the boundless diversity and resilience of the...



The Rise of the Jain Two: A Monument to Naval Supremacy

In the vast expanse of the world's oceans, where the ebb and flow of tides dictate the rhythm of nations, a new era of maritime dominance is on...