


Painting Without Paint: Creating Landscapes with Your Tablet



Painting Without Paint: Landscapes with your tablet

by Matthew Palmer

★★★★☆ 4.2 out of 5

Language : English

File size : 116441 KB

Screen Reader : Supported

Print length : 128 pages



The world of art is constantly evolving, and with the advent of digital technology, new and innovative ways of creating art have emerged. One of these exciting developments is the ability to paint landscapes without the need for physical paint.

Using a tablet and digital painting software, you can create stunning landscapes that are indistinguishable from traditional paintings. This method of painting offers a number of advantages over traditional painting, including:

- **Convenience:** You can paint anywhere, anytime, without the need for messy paint supplies.
- **Affordability:** Digital painting software is much more affordable than traditional art supplies.

- **Versatility:** You can experiment with different brushes, colors, and effects with ease.
- **Portability:** You can take your tablet and painting software with you wherever you go.

If you're interested in learning how to paint landscapes without paint, this comprehensive guide will teach you everything you need to know. We'll cover the basics of digital painting, including choosing the right brushes and colors, and we'll provide step-by-step instructions on how to create a beautiful landscape painting.

Choosing the Right Brushes and Colors

One of the most important aspects of digital painting is choosing the right brushes and colors. There are a wide variety of brushes available, each with its own unique properties. Experiment with different brushes to find the ones that you're most comfortable with.

When it comes to colors, it's important to choose a palette that is appropriate for the type of landscape you're painting. For example, if you're painting a forest scene, you'll want to use a palette that includes greens, browns, and blues. If you're painting a desert scene, you'll want to use a palette that includes yellows, oranges, and reds.

Step-by-Step Instructions for Creating a Landscape Painting

1. **Start by sketching out your composition.** This will help you to plan out the placement of your elements and to create a sense of balance.
2. **Begin painting the background.** Start with the sky and work your way down, adding layers of color and detail.

3. **Add the foreground elements.** This includes trees, rocks, water, and other objects.
4. **Add the details.** This is where you can add highlights, shadows, and other details to bring your painting to life.
5. **Step back and evaluate your painting.** Make any necessary adjustments to the colors, values, and composition.

Tips for Creating Realistic Landscapes

- **Use reference photos.** This can help you to accurately capture the details of your subject.
- **Pay attention to the lighting.** The way that light falls on your subject will affect the way that it looks.
- **Use layers.** This will allow you to build up your painting gradually and to make changes easily.
- **Don't be afraid to experiment.** There are no rules when it comes to digital painting. Try different techniques and styles to find what works best for you.

Painting landscapes without paint is a rewarding and enjoyable experience. With a little practice, you can create beautiful works of art that will amaze your friends and family. So what are you waiting for? Grab your tablet and start painting today!



Painting Without Paint: Landscapes with your tablet

by Matthew Palmer

★★★★☆ 4.2 out of 5

Language : English


File size : 116441 KB

Screen Reader : Supported

Print length : 128 pages


FREE

DOWNLOAD E-BOOK



The View From My Ordinary Resilient Disabled Body

In a world where normalcy is often defined by narrow and exclusionary standards, I stand as a testament to the boundless diversity and resilience of the...



The Rise of the Jain Two: A Monument to Naval Supremacy

In the vast expanse of the world's oceans, where the ebb and flow of tides dictate the rhythm of nations, a new era of maritime dominance is on...