

Mastering the Art: Easy Techniques for Airbrushing, Acrylic Painting, Calligraphy, and Drawing



AIRBRUSHING: 1-2-3 Easy Techniques to Mastering Airbrushing (Acrylic Painting, Calligraphy, Drawing, Oil Painting, Pastel Drawing, Sculpting, Watercolor Painting Book 1) by Veronica Winters

★★★★☆ 4 out of 5

Language : English
File size : 2168 KB
Text-to-Speech : Enabled
Screen Reader : Supported
Enhanced typesetting : Enabled
Print length : 35 pages
Lending : Enabled

FREE

DOWNLOAD E-BOOK






Embark on an artistic journey with this comprehensive guide that unveils the secrets to mastering four captivating art forms: airbrushing, acrylic painting, calligraphy, and drawing.

Whether you're a novice artist or seeking to refine your skills, these easy-to-follow techniques will empower you to elevate your creations.

Airbrushing: Precision and Control



1. Choose the Right Airbrush: Select an airbrush that suits your needs and project scale. Single-action airbrushes are perfect for beginners, while double-action airbrushes offer more versatility.

2. Master Brush Control: Practice manipulating the airbrush to control paint flow. Varying the distance from the surface and the angle of the airbrush will result in different effects.

3. Experiment with Techniques: Explore various airbrushing techniques, such as blending, shading, and stippling. Use masking tape to create crisp lines and patterns.

4. Clean Your Airbrush Regularly: Maintaining a clean airbrush is crucial for optimal performance. Disassemble and clean the airbrush after each use to prevent clogs.

Acrylic Painting: Expression and Versatility



1. Prepare Your Canvas: Prime your canvas with gesso to create a smooth and durable surface for painting.

2. Experiment with Brushes and Paints: Acrylics offer a wide variety of brushes and paint types. Experiment with different brush sizes and shapes to create various effects.

3. Build Layers:Acrylics dry quickly, allowing you to build up layers of color. Start with light washes and gradually add darker tones.

4. Use Techniques:Incorporate techniques like glazing, impasto, and texture to enhance the depth and interest of your paintings.

Calligraphy: The Art of Beautiful Writing



1. Choose the Right Pen and Ink:Selection of pen and ink is crucial in calligraphy. Dip pens offer fine lines, while brush pens create expressive strokes.

2. Practice Basic Strokes: Master the basic strokes that form the foundation of calligraphy. Practice the upstroke, downstroke, and oval.

3. Learn Letterforms: Study different calligraphy scripts, such as Copperplate, Spencerian, and Italic. Follow guidelines and practice to achieve consistent letterforms.

4. Experiment with Flourishes: Add flair to your calligraphy by incorporating flourishes and embellishments. These decorative elements enhance the beauty of your writing.

Drawing: Foundation of Art



1. Develop Observational Skills: Drawing requires acute observation. Pay attention to proportions, shapes, and details when studying your subject.

2. Use a Variety of Tools: Experiment with different drawing tools, such as pencils, charcoal, and pastels. Each tool offers unique qualities for capturing different effects.

3. Practice Shading and Value: Shading and value are essential for creating depth and realism in your drawings. Practice rendering different values to define forms.

4. Build a Strong Foundation: Start by drawing basic shapes and forms. Gradually progress to more complex subjects as your skills improve.

As you immerse yourself in these techniques, you will unlock the gateway to creating captivating works of art. Remember, practice is key to mastering any skill. Set aside time to experiment, explore, and refine your techniques regularly.

Embrace the joy of artistic expression and let these easy-to-follow techniques guide you on your journey to becoming a proficient artist in airbrushing, acrylic painting, calligraphy, and drawing.

May your canvas, paper, and sketchbook bear witness to your artistic growth and the masterpieces you create.



AIRBRUSHING: 1-2-3 Easy Techniques to Mastering Airbrushing (Acrylic Painting, Calligraphy, Drawing, Oil Painting, Pastel Drawing, Sculpting, Watercolor Painting Book 1) by Veronica Winters


★★★★☆ 4 out of 5

Language : English

File size : 2168 KB


Text-to-Speech : Enabled

Screen Reader : Supported
Enhanced typesetting: Enabled
Print length : 35 pages
Lending : Enabled



The View From My Ordinary Resilient Disabled Body

In a world where normalcy is often defined by narrow and exclusionary standards, I stand as a testament to the boundless diversity and resilience of the...



The Rise of the Jain Two: A Monument to Naval Supremacy

In the vast expanse of the world's oceans, where the ebb and flow of tides dictate the rhythm of nations, a new era of maritime dominance is on...