


How to Paint Seas and Skies with Drama and Energy

The vast expanse of seas and skies offers a boundless source of inspiration for artists. From the crashing waves to the sweeping clouds, these elements possess an inherent drama and energy that can be captured on canvas. However, painting seas and skies effectively requires a deep understanding of the techniques and a keen eye for observation.



Dynamic Seascapes: How to paint seas and skies with drama and energy by Judith Yates

★★★★☆ 4.5 out of 5

Language : English

File size : 470346 KB

Screen Reader : Supported

Print length : 144 pages



This comprehensive guide will provide you with the knowledge and skills to paint seas and skies that burst with drama and energy. We will explore the essential elements of seascapes and cloudscapes, discuss brushstrokes and color mixing techniques, and provide inspiration from master painters. Whether you are a beginner or an experienced artist, this guide will help you elevate your seascape and skyscape paintings to new heights.


Understanding Seascapes

Seascapes depict the beauty and power of the ocean, capturing the vastness of the open sea, the crashing waves, and the interplay of light and

water. To paint seascapes effectively, it is crucial to understand the dynamics of water and how it reacts to light.


Water Movement

Water is a fluid element that constantly moves. Observe the direction and force of the waves to convey a sense of movement and energy in your painting. Pay attention to how the water breaks, curls, and crashes, creating different patterns and textures.



Light Reflection

Water has a unique ability to reflect light, creating a shimmering effect on its surface. Observe how light bounces off the waves, creating highlights and shadows. The angle of light and the time of day will significantly affect the way the water reflects light.



Understanding Cloudscapes

Cloudscapes capture the ever-changing sky, adding drama and depth to a painting. Clouds come in various shapes, sizes, and textures, and they play a crucial role in conveying the mood and atmosphere of a scene.

Cloud Formation

Study different types of clouds and how they form. Observe their shapes, edges, and textures. Understanding cloud formation will help you paint clouds that look realistic and convey the desired mood.



Light and Shadow

Clouds interact with light and shadow, creating a dynamic play of shapes and tones. Pay attention to how the clouds cast shadows on themselves and on the landscape below. This will add depth and dimension to your cloudscape.



Essential Techniques for Painting Seas and Skies

Now that we have a basic understanding of seascapes and clouds, let's explore the essential techniques for painting them effectively.

Brushstrokes

Brushstrokes play a vital role in conveying the drama and energy of seas and skies. Use a variety of brush sizes and shapes to create different textures and effects.



Color Mixing

Color mixing is crucial for capturing the subtle hues and tones of seas and skies. Experiment with different color combinations to create realistic and dynamic effects.



Layering and Glazing

Layering and glazing are techniques that allow you to build up color and depth gradually. Apply thin layers of paint, allowing each layer to dry before applying the next. This will create a rich, luminous effect.



Inspiration from Master Painters

Gain inspiration from master painters who excelled in painting seas and skies. Study their techniques and compositions to learn from their expertise.

J.M.W. Turner

J.M.W. Turner was a renowned master of seascape painting. His works capture the drama and power of the ocean, using bold brushstrokes and vibrant colors.




Claude Monet

Claude Monet was a master of Impressionism, who used loose brushstrokes and subtle colors to depict the changing sky and water. His paintings capture the fleeting moments of light and atmosphere.



Painting seas and skies with drama and energy requires a combination of knowledge, skill, and inspiration. By understanding the dynamics of water and clouds, mastering essential techniques, and drawing inspiration from master painters, you can create seascape and skyscape paintings that captivate and inspire.

Remember to practice regularly, observe nature closely, and experiment with different techniques to develop your unique style. With patience and passion, you can paint seas and skies that burst with drama and energy, capturing the beauty and power of nature's elements.



Dynamic Seascapes: How to paint seas and skies with drama and energy by Judith Yates

★★★★☆ 4.5 out of 5

Language : English


File size : 470346 KB

Screen Reader : Supported

Print length : 144 pages


FREE

DOWNLOAD E-BOOK



The View From My Ordinary Resilient Disabled Body

In a world where normalcy is often defined by narrow and exclusionary standards, I stand as a testament to the boundless diversity and resilience of the...



The Rise of the Jain Two: A Monument to Naval Supremacy

In the vast expanse of the world's oceans, where the ebb and flow of tides dictate the rhythm of nations, a new era of maritime dominance is on...