


Exploring the Enchanting World of Coastal Landscapes: A Comprehensive Guide to Painting Breathtaking Seascapes and Shores

Coastal landscapes offer a captivating canvas for artists, inviting us to capture the beauty and tranquility of the sea, the ruggedness of the shoreline, and the ever-changing skies above. Whether you're a seasoned painter or just starting out, this comprehensive guide will provide you with the techniques and inspiration you need to create your own enchanting coastal masterpieces.



Coastal Landscapes (Collins Learn to Paint) by Ray Balkwill

★★★★☆ 4.4 out of 5

Language : English
File size : 12804 KB
Text-to-Speech : Enabled
Screen Reader : Supported
Enhanced typesetting : Enabled
Print length : 64 pages



Choosing Your Medium

The first step in painting coastal landscapes is to choose the medium that best suits your style and preferences. Acrylics, watercolors, and oils are all popular choices, each with its own unique characteristics:

- **Acrylics** are fast-drying and versatile, allowing for both thick and thin applications. They're great for capturing the movement of water and

the subtle nuances of the sky.

- **Watercolors** are known for their ethereal qualities and vibrant colors. They're perfect for painting delicate seascapes and capturing the soft light of the beach.
- **Oils** offer rich, vibrant colors and allow for blending and glazing, creating depth and atmosphere in your paintings. They're ideal for capturing the dramatic beauty of crashing waves and stormy skies.

Capturing the Sea

The sea is the heart of any coastal landscape, so it's important to capture its movement, texture, and color accurately. Here are some tips:

- **Observe the sea.** Pay attention to the way the waves break, the direction of the currents, and the color of the water.
- **Use a variety of brushstrokes.** Short, choppy strokes can create the illusion of choppy water, while long, flowing strokes can capture the movement of larger waves.
- **Use color to convey depth and atmosphere.** Darker blues and greens can create a sense of depth, while lighter blues and whites can create the illusion of distance.
- **Add highlights and shadows.** Highlights and shadows can help to create a sense of form and movement in the water.

Painting the Shoreline

The shoreline is where the sea meets the land, creating a dynamic and often dramatic landscape. Here's how to paint it:

- **Choose a focal point.** The focal point of your painting could be a rock formation, a sandy beach, or a pier.
- **Use color and texture to create interest.** Use darker colors and rough textures for rocks, and lighter colors and smoother textures for sand.
- **Add vegetation.** Vegetation can help to add life and color to your shoreline. Use different shades of green to create bushes, trees, and grass.
- **Capture the light.** The light on the shoreline can change dramatically throughout the day. Pay attention to the direction of the light and how it affects the colors and shadows in your painting.

Painting the Sky

The sky is an important part of any coastal landscape, and it can dramatically affect the mood and atmosphere of your painting. Here are some tips for painting the sky:

- **Observe the sky.** Pay attention to the color, texture, and movement of the clouds.
- **Use a variety of brushstrokes.** Use soft, feathery strokes for clouds, and harder, more defined strokes for the horizon.
- **Use color to create depth and atmosphere.** Lighter colors and blues can create the illusion of distance, while darker colors and reds can create a more dramatic sky.
- **Add highlights and shadows.** Highlights and shadows can help to create a sense of form and movement in the sky.

Composition and Perspective

Composition and perspective are important elements to consider when painting coastal landscapes. Here are some tips:

- **Use the rule of thirds.** The rule of thirds is a compositional guideline that divides the canvas into thirds, both horizontally and vertically. Placing your focal point along one of these lines or at one of the intersections can create a more dynamic and visually appealing composition.
- **Create depth.** You can create a sense of depth in your painting by using aerial perspective, which means that objects in the distance appear lighter in color and less detailed.
- **Use leading lines.** Leading lines can help to draw the viewer's eye into the painting and towards your focal point.
- **Experiment with different perspectives.** You can create different moods and effects by painting from different perspectives, such as a high viewpoint or a low viewpoint.

Inspiration and Practice


The best way to improve your coastal landscape painting skills is to practice regularly and study the work of other artists. Here are some sources of inspiration and practice:

- **Visit the beach or coastline.** There's no better way to study coastal landscapes than to observe them in person.
- **Look at photographs.** Photographs can be a great source of inspiration and can help you to learn about composition and

perspective.

- **Study the work of other artists.** There are many talented coastal landscape painters out there. Study their work to learn about their techniques and styles.
- **Practice regularly.** The more you practice, the better you will become at painting coastal landscapes.

Coastal landscapes offer a wealth of inspiration for painters, with their ever-changing beauty and dramatic scenery. By following the tips and techniques outlined in this guide, you can capture the magic of the coast onto canvas and create your own unique coastal masterpieces. So get ready to embark on a journey of discovery and inspiration, and let the beauty of the sea, the shore, and the sky guide your brushstrokes.



Coastal Landscapes (Collins Learn to Paint) by Ray Balkwill


★★★★☆ 4.4 out of 5

Language : English
File size : 12804 KB
Text-to-Speech : Enabled
Screen Reader : Supported
Enhanced typesetting : Enabled
Print length : 64 pages

FREE


DOWNLOAD E-BOOK





The View From My Ordinary Resilient Disabled Body

In a world where normalcy is often defined by narrow and exclusionary standards, I stand as a testament to the boundless diversity and resilience of the...



The Rise of the Jain Two: A Monument to Naval Supremacy

In the vast expanse of the world's oceans, where the ebb and flow of tides dictate the rhythm of nations, a new era of maritime dominance is on...