


Easy Lessons in Acrylic: A Comprehensive Guide to Acrylic Painting for Beginners



Paint People in Acrylic with Lee Hammond: Easy Lessons in Acrylic by Lee Hammond

★★★★☆ 4.6 out of 5

Language : English
File size : 5663 KB
Text-to-Speech : Enabled
Screen Reader : Supported
Enhanced typesetting : Enabled
Print length : 296 pages



Acrylic painting is a versatile and beginner-friendly art form that offers endless possibilities for creativity. With its fast-drying properties and vibrant colors, acrylics allow you to create beautiful artworks with ease.

This comprehensive guide will provide you with all the essential knowledge you need to get started with acrylic painting. We'll cover everything from choosing the right materials to mastering basic techniques and creating your own unique pieces.

Materials You'll Need

Before you start painting, you'll need to gather a few essential materials.

- Acrylic paints
- Brushes

- Canvas or other painting surface
- Water
- Palette
- Rag or paper towels

Choosing Acrylic Paints

There are a wide variety of acrylic paints available on the market, so it's important to choose the right ones for your needs.

For beginners, it's best to start with basic acrylics. These paints are typically more affordable and easier to work with than professional-grade paints.

Once you've gained some experience, you can experiment with different brands and types of acrylics to find what works best for you.

Choosing Brushes

The type of brush you use will depend on the effect you want to achieve.

For general painting, a flat brush or a round brush is a good choice. These brushes can be used to create a variety of strokes and textures.

If you're looking to create fine details, a liner brush is a good option. Liner brushes are also ideal for painting on small surfaces.

Choosing a Canvas or Other Painting Surface

You can paint with acrylics on a variety of surfaces, including canvas, wood, glass, and metal.

For beginners, canvas is a good choice because it's relatively inexpensive and easy to work with.

If you're painting on a non-porous surface, such as glass or metal, you'll need to use a gesso primer to create a surface that the paint can adhere to.

Basic Techniques

Once you've gathered your materials, it's time to learn some basic acrylic painting techniques.

Mixing Colors

Mixing colors is one of the most important aspects of acrylic painting. Acrylics can be mixed directly on the palette or on the canvas.

To mix colors directly on the palette, simply add a small amount of each color to the palette and mix them together with a brush or a palette knife.

To mix colors on the canvas, simply apply a thin layer of each color to the canvas and then blend them together with a brush.

Applying Paint

There are a variety of ways to apply acrylic paint to the canvas.

For a smooth, even finish, use a flat brush or a round brush to apply the paint in thin layers.

For a more textured finish, use a palette knife or a sponge to apply the paint.

You can also use a variety of techniques to create different effects, such as dry brushing, stippling, and impasto.

Blending Colors

Blending colors is a great way to create smooth transitions and gradients in your paintings.

To blend colors, simply apply a thin layer of one color to the canvas and then blend it into another color while the paint is still wet.

You can also use a wet brush to blend colors together.

Creating Your Own Paintings

Once you've mastered the basics, it's time to start creating your own paintings.

The possibilities are endless when it comes to acrylic painting. You can paint landscapes, portraits, abstracts, and more.

To get started, simply choose a subject that you're passionate about and start experimenting with different colors and techniques.

Don't be afraid to make mistakes. Acrylics are very forgiving, so you can easily fix any mistakes you make.

Tips for Beginners

Here are a few tips to help you get started with acrylic painting:


- Start with small, simple projects.

- Experiment with different colors and techniques.
- Don't be afraid to make mistakes.
- Have fun!

Acrylic painting is a versatile and rewarding art form that can be enjoyed by people of all ages and skill levels.

With a little practice, you can learn to create beautiful acrylic paintings that will bring you years of joy.

So what are you waiting for? Get started today!



Paint People in Acrylic with Lee Hammond: Easy

Lessons in Acrylic by Lee Hammond

★★★★☆ 4.6 out of 5

Language : English

File size : 5663 KB

Text-to-Speech : Enabled


Screen Reader : Supported

Enhanced typesetting : Enabled

Print length : 296 pages


FREE

DOWNLOAD E-BOOK



The View From My Ordinary Resilient Disabled Body

In a world where normalcy is often defined by narrow and exclusionary standards, I stand as a testament to the boundless diversity and resilience of the...



The Rise of the Jain Two: A Monument to Naval Supremacy

In the vast expanse of the world's oceans, where the ebb and flow of tides dictate the rhythm of nations, a new era of maritime dominance is on...